



Run Tough

COLUMBIA CL112.

KEY

- Feature with selectable options listed
- Feature Common to all variants

CONFIGURATION

- Truck Rigid
 - Battery box single outboard LHS frame mounted
 - Painted fixed rear mudflap brackets
- Truck Trailer controls
 - Air lines to end of frame and electrics to rear of cab
- Prime Mover Package
 - Fifth wheel mounting angle
 - Air lines and electrics to BOC
 - Rear of cab exterior grab handles with rubber inserts
 - Stainless steel sprung rear mudflap brackets

CABINS / SLEEPERS

- Columbia CL112 4x2, 6x4, 8x4, 10x4, set back front axle
- Day Cab
- 34" Mid Roof Sleeper (6x4 and 4x2 only)

ENGINE

- Cummins ISLe5, In Line 6 cylinder (8.9 litre) Upgradeable to 400 hp with no engine hardware change
 - 320 hp (235 kW), 996 lb-ft
 - 340 hp (250 kW), 1,106 lb-ft
 - 360 hp (265 kW), 1,180 lb-ft
 - 380 hp (280 kW), 1,254 lb-ft
 - 400 hp (294 kW), 1,254 lb-ft
- Exhaust
 - RH horizontal ATD (After Treatment Device) and horizontal outlet
 - LH vertical ATD and vertical outlet
- 1,300 in² (8,387 cm²) aluminum radiator Horton On/Off DriveMaster fan clutch
- Diesel Exhaust Fluid (DEF) or AdBlue tank 80 litres or 45 litres.

ELECTRICAL

- Alternator, 12 volt Leece-Neville, 160 Amp brushless
- Batteries
 - 2 x 12 Volt batteries
 - 3 x 12 Volt AGM batteries
- Battery Box location depends on option combination
 - Mounted between the rails
 - Single outward box LHS frame mounted under cab

CLUTCH

- Eaton 14" or 15 1/2" twin ceramic disc clutch
 - Advantage manual adjusting
 - Advantage self adjusting
- Aluminum clutch housing

TRANSMISSION

- To suit engine torque and GCM requirements.
 - Eaton Manual, UltraShift Plus
 - Allison 3000 RDS & 4500 RDS

FRONT AXLE / SUSPENSION / STEERING

- Packages
 - Daimler Steer Axle DA-F 16.0-5 6.5 tonne package
 - Meritor, MFS16-122A axle (capacity 7,258 kg) with 16K parabolic taper leaf springs (capacity 7,258 kg) and TRW THP60 + RCH45 power steering boxes (capacity 7,350 kg)
 - Meritor, FG941 axle (capacity 6,624 kg) with 14K parabolic taper leaf springs (capacity 6,620 kg) and TRW THP60 power steering box (capacity 6,350 kg) 6.35 tonne
 - Meritor twin steer, MFS14 axle (capacity 6,624 kg) with 14K parabolic taper leaf springs (capacity 6,620 kg) and TRW THP60 & RCH60 power steering box

REAR AXLE

- Meritor
 - RS23-186 for 4x2
 - MT40-14XG
 - MT40-14XGP
 - RT40-145GA
 - RT46-160GP
- Driver Controlled Differential Locks (DCDL)
- Meritor Steelite X30 brake drums
- ConMet Pre-Set aluminum rear hubs

REAR SUSPENSION

- Suspension
 - Freightliner AirLiner™ 23K, 4x2 Air Bag
 - Freightliner AirLiner™ 40K, Air Bag
 - Freightliner AirLiner™ 46K, Air Bag
 - Freightliner TufTrac™ 40K, steel spring
 - Freightliner TufTrac™ 46K, steel spring
- Hendrickson HLM-2 lazy pusher axle suspension
- Dual leveling valves

DRIVELINE

- Driveline
 - Dana Spicer 1760 HD with 1710 inter axle (Allison only)
 - Dana Spicer 1810 HD with 1710 inter axle
 - Meritor RPL 25SD with RPL20 Inter axle

BRAKES

- Brakes
 - Meritor S Cam brakes with auto slack adjusters
 - Bendix Disc brake, available only with 6x4 and 4x2 package.
- Traction Control
- Wabco ABS anti-lock brake

CHASSIS

- Frame section
 - 8.7 x 88.9 x 258.8 mm
 - 8.7 x 88.9 x 277.8 mm
 - 11.1 x 93.7 x 282.6 mm
- Frame insert
 - 6.35 mm C-channel partial or full length insert
- End of frame
 - Rigid truck with 1,650 mm square end rear overhang
 - Prime movers are tapered with 1,425 mm rear overhang
- Wheelbases available up to 7,000 mm
- Yield strength 827 MPa with Huckspin frame fasteners
- Tow hooks
- 87 db to 112 db self adjusting reverse alarm

FUPD – ADR84/00 COMPLIANT

- Front Underrun Protection Device (FUPD)

FUEL TANKS

- Tanks - 25" diameter
 - Fuel tanks from 227 litres
 - Hydraulic oil tanks / split hydraulic - fuel tanks

TYRES

- Steer
 - Michelin XZE2+ 295/80R22.5
 - Michelin XZE2+ 11R22.5
 - Michelin XZA2 Energy 315/80R22.5 Drive
- Drive
 - Michelin XDE2+ 11R22.5
 - Michelin XZE2+ 11R22.5
 - Michelin XDE M/S 11R22.5

To speak to your nearest authorised Freightliner dealer call 1300 66 22 30 or visit www.freightliner.com.au
 Freightliner is a registered trademark of Daimler Trucks North America LLC. Information in this brochure was correct as at August 2013.
 However, the manufacturer reserves the right to discontinue or make changes to design, specifications and options without notice.

FREIGHTLINER Finance

With Freightliner Finance, it's easy to step into a Freightliner today.

Your authorised Freightliner manufacturer is:

www.freightliner.com.au

Daimler Trucks, a division of Mercedes-Benz Australia/Pacific Pty Ltd, ABN 23 004 411 410.
 44 Lexia Place (PO Box 4214) Mulgrave, Victoria 3170. Telephone: (03) 9566 9266 Facsimilie: (03) 9562 6282 • FLS029



KEY

- Feature with selectable options listed
- Feature Common to all variants

WHEELS

- Steer and Drive
- 8.25" x 22.5" Alcoa disc
- 9.00" x 22.5" Alcoa disc (steer only)
- 8.25" x 22.5" Alcoa Dura-Bright disc

CAB FEATURES - INTERIOR

- Flat floor throughout cab
- Air adjustable tilt and telescopic steering column
- 455 mm VIP Charcoal grey steering wheel
- Drift woodgrain with black instrument bezels
- Cruise control
- AM/FM radio preparation kit with speakers
- Interior trim
 - Cloth
 - Vinyl
- Seats
 - XTREME HD Driver's air suspension seat with integrated 3 pt seat belt

INSTRUMENTS

- ICU4 Driver Message Centre
- Low air pressure warning light and buzzer
- Primary / secondary air pressure gauges
- Tandem rear axle temperature gauges
- Electric engine coolant temperature gauge
- Engine oil temperature and pressure gauges
- Transmission oil temperature gauge
- Voltmeter
- Analogue clock (Optional)
- Two extra switches with indicator lights wired to back of cabin

CAB FEATURES - EXTERIOR

- Lightweight aluminum construction cab with Henrob self piercing rivets, which exceeds stringent European ECE-R29 crash-worthiness standard
- Two piece curved windscreen sloped at an optimal angle of 24°
- Electric wipers with delay and 8 litre windshield washer reservoir
- Aerodynamic mirrors are electronically adjustable and heated with spotter mirrors and passenger down-view mirror
- Dual Air horns with lanyard Power
- Electric windows
- Aerodynamic Equipment to suit all applications

PAINT

- Customer options available

Note:-
 Special colours require additional lead time.

GVM / GCM

GVM / GCM	GVM (kg)	Optional GCM (kg)
6 x 4 Mixer	24,000	28,400
8x4 Mixer	28,500	32,000
10 x 4 Mixer	32,000	36,400
4x2 Prime Mover	16,000	40,000
6x4 Prime Mover	24,000	40,000

GVM / GCM ratings are for standard equipment only in on-highway operation. GVM / GCM ratings may vary depending on individual vehicle specifications. Off-highway operations and higher GCMs are available with approved TAD.

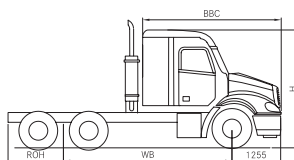
DIMENSIONS CL112

Cab type	BBC (mm)	OA Height*
Day Cab	2,896	2,903
34" Sleeper	3,545	3,123

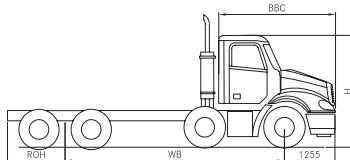
Axle	WB (mm)	OAL
6x4 Rigid	4,900	7,805
8x4 Rigid	5,450	8,355
10x4 Rigid	6,475	9,380
6x4 Day Cab Prime Mover	4,350	7,030
6x4 34" Sleeper Prime Mover	4,800	7,480

* For 258.8 mm rail, 11R22.5 tyres and Freightliner AirLiner 46K, excludes aerodynamic equipment.
 Note maximum fording depth is the lowest of the following:- the lowest point of the horizontal ATD, the outlet for the horizontal exhaust or the centre line of the steer axle hub.

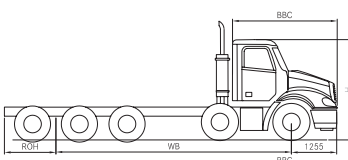
6X4 34" SLEEPER



8X4 DAY CAB



10X4 DAY CAB



6X4 DAY CAB

